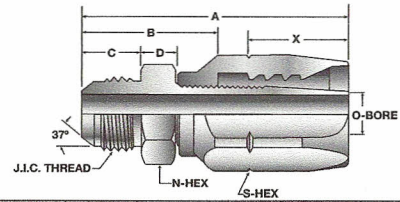




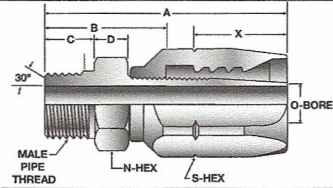
**MJ**  
**214 J.I.C. MALE FLARE**  
 SKIVE/ZINC/PLATED STEEL



MJ 100R2A PART NO.	HOSE SIZE	O. D. TUBE SIZE	J.I.C. MALE THREAD	FITTINGS COMP. PARTS		EA. WEIGHT	A	B	C	D	O HEX	O	S HEX	X
				NIPPLE	SOCKET									
214-4-4	4	1/4	7/16-20	4214-4-4	4022-4	0.19	2.53	1.30	0.56	0.25	0.56	0.18	0.81	0.91
214-5-4	4	1/4	1/2-20	4214-5-4	4022-4	0.19	2.53	1.30	0.56	0.25	0.56	0.18	0.81	0.91
214-6-4	4	1/4	9/16-18	4214-6-4	4022-4	0.19	2.55	1.31	0.56	0.25	0.56	0.18	0.81	0.91
214-6-6	6	3/8	9/16-18	4214-6-6	4022-6	0.31	2.75	1.28	0.56	0.28	0.69	0.30	1.00	1.00
214-8-6	6	1/2	3/4-16	4214-8-6	4022-6	0.34	2.58	1.44	0.66	0.31	0.88	0.30	1.00	1.00
214-8-8	8	1/2	3/4-16	4214-8-8	4022-8	0.47	3.03	1.40	0.66	0.31	0.88	0.38	1.13	1.13
214-10-8	8	1/2	7/8-14	4214-10-8	4022-8	0.51	3.14	1.59	0.75	0.31	0.88	0.38	1.13	1.13
214-12	12	3/4	1 1/16-12	4214-12	4022-12	0.91	3.78	1.88	0.86	0.41	1.13	0.59	1.50	1.50
214-16	16	1	1 5/16-12	4214-16	4022-16	1.56	4.34	2.28	0.91	0.44	1.38	0.81	1.75	1.75
214-20	20	1 1/4	1 5/8-12	4214-20	4022-20	2.49	4.88	2.56	0.95	0.50	1.75	1.05	2.25	2.25
214-24-20	20	1 1/4	1 7/8-12	4214-24-20	4022-20	2.6	4.88	2.56	1.08	0.38	2.00	1.05	2.25	2.25
214-24	24	1 1/2	1 7/8-12	4214-24	4022-24	3.0	5.13	2.81	1.08	0.63	2.00	1.28	2.50	2.50
214-32	32	2	2 1/2-12	4214-32	4022-32	5.0	5.66	3.16	1.42	0.63	2.38	1.75	3.00	3.00

For Hose Information See Page 15f

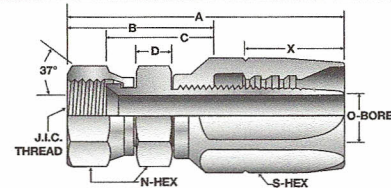
**MP**  
**212 MALE PIPE**  
 SKIVE/ZINC PLATED STEEL



100R2A PART NO.	HOSE SIZE	O. D. TUBE SIZE	MALE PIPE THREAD	FITTINGS COMP. PARTS		EA. WEIGHT	A	B	C	INCH D	H*	N HEX	O	SOCKET S HEX	X
				NIPPLE	SOCKET										
212-2-4	4	1/4	1/8	4212-2-4	4022-4	0.19	2.34	1.13	0.39	0.23	0.28	9/16	0.17	13/16	0.91
212-4-4	4	1/4	1/4	4212-4-4	4022-4	0.21	2.56	1.34	0.56	0.23	0.38	9/16	0.17	13/16	0.91
212-4-6	6	3/8	1/4	4212-4-6	4022-6	0.31	2.78	1.31	0.56	0.28	0.38	11/16	0.30	1.00	1.28
212-6-6	6	3/8	3/8	4212-6-6	4022-6	0.34	2.78	1.31	0.56	0.28	0.41	11/16	0.30	1.00	1.28
212-6-8	8	1/2	3/8	4212-6-8	4022-8	0.45	2.94	1.38	0.56	0.31	0.41	7/8	0.38	1 1/8	1.25
212-8-8	8	1/2	1/2	4212-8-8	4022-8	0.50	3.13	1.56	0.75	0.31	0.53	7/8	0.38	1 1/8	1.25
212-12	12	3/4	3/4	4212-12	4022-12	0.91	3.66	1.75	0.75	0.39	0.56	1 1/16	0.59	1 1/2	1.41
212-16	16	1	1	4212-16	4022-16	1.6	4.34	2.28	0.94	0.44	0.66	1 3/8	0.81	1 3/4	1.63
212-20	20	1 1/4	1 1/4	4212-20	4022-20	2.5	4.94	2.59	0.97	0.53	0.69	1 3/4	1.05	2 1/4	2.09
212-24	24	1 1/2	1 1/2	4212-24	4022-24	3.2	5.00	2.69	1.00	0.56	0.69	2	1.28	2 1/2	1.94
212-32	32	2	2	4212-32	4022-32	4.6	5.34	2.84	1.03	0.63	0.75	2 1/2	1.75	3.00	2.41

For Hose Information See Page 15f  
 \* Hand Engagement Plus One Thread

**FJ**  
**211 J. I. C. SWIVEL**  
 SKIVE/ZINC PLATED STEEL



FJ 100R2A PART NO.	HOSE SIZE	O. D. TUBE SIZE	J.I.C. SWIVEL THREAD	FITTING COMP. NIPPLE	PARTS SOCKET	EA. WEIGHT	A	B	C	INCH D	N HEX	O	SOCKET S HEX	X
212-5-4	4	5/16	1/2-20	4211-5-4	4022-4	0.24	2.67	1.58	1.08	0.28	5/8	0.17	13/16	0.91
211-6-4	4	3/8	9/16-18	4211-6-4	4022-4	0.24	2.78	1.55	1.16	0.30	11/16	0.17	13/16	0.91
211-6-6	6	3/8	9/16-18	4211-6-6	4022-6	0.34	2.64	1.50	1.11	0.28	11/16	0.30	1	1.28
211-8-6	6	1/2	3/4-16	4211-8-6	4022-6	0.39	3.03	1.63	1.20	0.31	7/8	0.30	1	1.28
211-8-8	8	1/2	3/4-16	4211-8-8	4022-8	0.49	3.23	1.67	1.23	0.31	7/8	0.38	1 1/8	1.25
211-10-8	8	3/4	7/8-14	4211-10-8	4022-8	0.55	3.33	1.77	1.27	0.31	1	0.38	1 1/8	1.25
211-12	12	3/4	1 1/16-12	4211-12	4022-12	1.1	3.89	2.00	1.41	0.38	1 1/4	0.59	1 1/2	1.41
211-14-12	12	7/8	1 3/16-12	4211-14-12	4022-12	1.1	3.97	2.08	1.45	0.42	1 3/8	0.59	1 1/2	1.41
211-16	16	1	1 5/16-12	4211-16	4022-16	1.5	4.45	2.44	1.81	0.38	1 1/2	0.81	1 3/4	1.63
211-20	20	1 1/4	1 5/8-12	4211-20	4022-20	2.9	5.14	2.78	2.09	0.41	2	1.05	2 1/2	2.09
211-24	24	1 1/2	1 7/8-12	4211-24	4022-24	3.5	5.22	2.97	2.33	0.41	2 1/4	1.28	2 1/2	1.94
211-32	32	2	2 1/2-12	4211-32	4022-32	5.7	5.91	3.44	2.50	0.55	2 7/8	1.75	3	2.41

For Hose Information See Page 15f